

ਪੰਜਾਬ ਸਟੇਟ ਪਾਵਰ ਕਾਰਪੋਰੇਸ਼ਨ ਲਿਮਿਟਡ
(ਰਜਿ.ਆਫਿਸ,ਪੀ ਐਸ ਈ ਬੀ, ਹੈਡ ਆਫਿਸ ਦੀ ਮਾਲ,ਪਟਿਆਲਾ)
ਦਫਤਰ ਵਿੱਚ ਸਲਾਹਕਾਰ (ਬਜਟ ਭਾਗ)

ਵੱਲ

- | | | |
|---|---|--|
| 1. ਸਾਰੇ ਜਨਰਲ ਮੈਨੇਜਰ, | } | ਪੰ.ਸ.ਪਾ.ਕਾ.ਲਿ, ਪਟਿਆਲਾ
ਵਰਕਸ ਅਤੇ ਅਮਲਾ |
| 2. ਸਾਰੇ ਇੰਜੀ-ਇੰ-ਚੀਫ, | | |
| 3. ਸਾਰੇ ਮੁੱਖ ਇੰਜੀਨੀਅਰ
(ਸਮੇਤ ਹਾਈਡਲ ਪ੍ਰਸਾਸਨ) | | |
| 4. ਡੀ ਜੀ ਪੀ/ਵੀ ਤੇ ਐਸ, ਪੰ.ਸ.ਪਾ.ਕਾ.ਲਿ, ਪਟਿਆਲਾ। | | |

ਮੀਸੇ ਨੰ: 517/530 /ਬੀ.ਬੀ. 201/2014-15

ਮਿਤੀ: 31/3/14

ਵਿਸ਼ਾ:- ਮਾਛੀਆ ਮੱਦ ਅਧੀਨ ਸਾਲ 2014-15 (ਬਜਟ ਅਨੁਮਾਨ) ਬਜਟ ਗਰਾਂਟ ਦੀ ਵੰਡ।

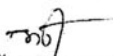
2014-15 (ਬਜਟ ਅਨੁਮਾਨ) ਬਜਟ ਗਰਾਂਟ ਦੀ ਵੰਡ ਮਾਲੀਆ ਮੱਦ ਅਧੀਨ (ਕੰਮਾਂ ਅਤੇ ਅਮਲੇ ਲਈ) ਸਕੀਮ ਵਾਈਜ਼ ਅਤੇ ਉਪਮੱਦ ਵਾਈਜ਼ www.pspcl.in website ਤੇ upload ਕਰ ਦਿੱਤੀ ਗਈ ਹੈ ਜੋ ਕਿ ਹੇਠ ਲਿਖਿਆ ਪ੍ਰੋਗਰਾਮ ਅਪਨਾਉਣ ਤੇ ਡਾਊਨਲੋਡ ਕਰ ਲਈ ਜਾਵੇ ਜੀ:-

Information Centre > Budget

1. ਗਰੁੱਪ ਹੈਡ-74 . . . ਮੁਰੰਮਤ ਅਤੇ ਸੰਭਾਲ
2. ਗਰੁੱਪ ਹੈਡ-75 . . . ਕਰਮਚਾਰੀ ਲਾਗਤ (ਵਰਕਚਾਰਜ ਅਮਲਾ)
3. ਗਰੁੱਪ ਹੈਡ-75 . . . ਕਰਮਚਾਰੀ ਲਾਗਤ (ਰੈਗੂਲਰ ਅਮਲਾ)
4. ਗਰੁੱਪ ਹੈਡ-76 . . . ਪ੍ਰਸ਼ਾਸਨਿਕ ਅਤੇ ਆਮ ਖਰਚੇ

ਜਿੱਥੇ ਬਜਟ ਗਰਾਂਟ ਦੀ ਵੰਡ ਇਸ ਦਫਤਰ ਰਾਹੀਂ ਵੱਖ ਵੱਖ ਹਲਕਿਆਂ ਵਿੱਚ ਨਹੀਂ ਕੀਤੀ ਗਈ ਉੱਥੇ ਇਸਦੀ ਵੰਡ ਆਪਣੇ ਪੱਧਰ ਤੇ ਕੀਤੀ ਜਾਵੇ। ਬਜਟ ਗਰਾਂਟ ਦੀ ਵੰਡ ਕਰਕੇ ਉਸਦੀ ਸੂਚਨਾ ਇਸ ਦਫਤਰ, ਮੁੱਖ ਲੇਖਾ ਅਫਸਰ/ਡਬਲਿਊ.ਏ.ਡੀ. ਭਾਗ ਅਤੇ ਹੋਰ ਅਕਾਊਂਟਸ/ਆਡਿਟ ਦਫਤਰਾਂ ਨੂੰ ਭੇਜੀ ਜਾਵੇ।


2. ਇਹ ਯਕੀਨੀ ਬਣਾਇਆ ਜਾਵੇ ਕਿ 2014-15 ਵਿੱਚ ਹੋਣ ਵਾਲਾ ਖਰਚਾ ਹਰ ਹਾਲਤ ਵਿੱਚ ਬਜਟ ਗਰਾਂਟ ਅਨੁਸਾਰ ਸੀਮਿਤ ਰੱਖਿਆ ਜਾਵੇ। ਕਿਸੇ ਹਾਲਤ ਵਿੱਚ ਅਣ-ਅਧਿਕਾਰਤ ਅਤੇ ਖਿੰਨ੍ਹਾਂ ਉਪਬੰਧ ਖਰਚਾ ਨਾ ਕੀਤਾ ਜਾਵੇ, ਜਦੋਂ ਤੱਕ ਅਜਿਹਾ ਕਰਨ ਦੀ ਸਮਰੱਥ ਅਧਿਕਾਰੀ ਰਾਹੀਂ ਪਹਿਲਾਂ ਪ੍ਰਵਾਨਗੀ ਨਾ ਦਿੱਤੀ ਗਈ ਹੋਵੇ। ਇੱਥੇ ਇਹ ਵੀ ਬੇਨਤੀ ਕੀਤੀ ਜਾਂਦੀ ਹੈ ਕਿ ਆਪਣੇ ਅਧੀਨ ਦਫਤਰਾਂ ਨੂੰ ਹਦਾਇਤ ਕੀਤੀ ਜਾਵੇ ਕਿ ਲੋੜੀਂਦੇ ਵਾਧੂ ਬਜਟ ਦੀ ਮੰਗ, ਜਸਟੀਫਿਕੇਸ਼ਨ ਸਹਿਤ ਅਲਾਟਿਡ ਬਜਟ ਅਤੇ ਹੋਰ ਕੁੱਲ ਖਰਚੇ ਦੀ ਰਕਮ ਦਰਸਾਉਂਦੇ ਹੋਏ ਆਪ ਜੀ ਦੀ ਪ੍ਰਵਾਨਗੀ ਨਾਲ ਹੀ ਕਰਨ ਜੀ।


ਉਪ ਵਿੱਤ ਸਲਾਹਕਾਰ/ਬਾਡਜ਼,
ਪੰ.ਸ.ਪਾ.ਕਾ.ਲਿ, ਪਟਿਆਲਾ

ਪਿੱਠ ਅੰਕਣ ਨੰ: 531/610 /ਬੀ.ਬੀ. 201/2014-15 ਮਿਤੀ: 31/3/14

ਉਪਰੋਕਤ ਦਾ ਉਤਰਾ ਸਾਰੇ ਨਿਗਰਾਨ ਇੰਜੀਨੀਅਰਾਂ, ਪੰ.ਸ.ਪਾ.ਕਾ.ਲਿ (ਸਮੇਤ ਹਾਈਡਲ ਪ੍ਰਸਾਸਨ) ਨੂੰ ਸੂਚਨਾ ਅਤੇ ਅਗਲੇਰੀ ਕਾਰਵਾਈ ਹਿੱਤ ਭੇਜਦੇ ਹੋਏ ਬੇਨਤੀ ਕੀਤੀ ਜਾਂਦੀ ਹੈ ਕਿ ਬਜਟ ਗਰਾਂਟ ਦੀ ਵੰਡ ਮੰਡਲਾਂ ਵਿੱਚ ਕਰਕੇ ਇਸ ਦਫਤਰ, ਮੁੱਖ ਲੇਖਾ ਅਫਸਰ/ਡਬਲਿਊ.ਏ.ਡੀ. ਭਾਗ ਅਤੇ ਹੋਰ ਅਕਾਊਂਟਸ/ਆਡਿਟ ਦਫਤਰਾਂ ਨੂੰ ਭੇਜੀ ਜਾਵੇ।


ਬਜਟ ਗਰਾਂਟ ਦੀ ਹਲਕਿਆਂ ਵਿੱਚ ਵੰਡ ਜਿੱਥੇ ਇਸ ਦਫਤਰ ਰਾਹੀਂ ਨਹੀਂ ਕੀਤੀ ਗਈ, ਸਬੰਧਤ ਮੁੱਖ ਇੰਜੀਨੀਅਰ ਤੋਂ ਲਈ ਜਾਵੇ।


ਲੇਖਾ ਅਫਸਰ/ਬਜਟ,
ਪੰ.ਸ.ਪਾ.ਕਾ.ਲਿ, ਪਟਿਆਲਾ।

ਪਿੱਠ ਅੰਕਣ ਨੰ: 611/617 /ਬੀ.ਬੀ. 201/2014-15 ਮਿਤੀ: 31/3/14

ਉਪਰੋਕਤ ਦਾ ਉਤਾਰਾ ਹੇਠ ਲਿਖਿਆਂ ਨੂੰ ਸੂਚਨਾ ਅਤੇ ਅਗਲੇਰੀ ਕਾਰਵਾਈ ਹਿੱਤ ਭੇਜਿਆ ਜਾਂਦਾ ਹੈ :-


1. ਜਨਰਲ ਮੈਨੇਜਰ /ਬਿਰਡ ਭਾਗ, ਪੰ.ਸ.ਪਾ.ਕਾ.ਲਿ, ਪਟਿਆਲਾ ।
2. ਵਿੱਤ ਸਲਾਹਕਾਰ, ਪੰ.ਸ.ਪਾ.ਕਾ.ਲਿ, ਪਟਿਆਲਾ ।
3. ਕਾਸਟ ਕੰਟਰੋਲਰ, ਪੰ.ਸ.ਪਾ.ਕਾ.ਲਿ, ਪਟਿਆਲਾ ।
4. ਮੁੱਖ ਪੜਤਾਲਕਾਰ/ਅਮਲਾ ਭਾਗ, ਪੰ.ਸ.ਪਾ.ਕਾ.ਲਿ, ਪਟਿਆਲਾ ।
5. ਮੁੱਖ ਲੇਖਾ ਅਫਸਰ ਟੂ. ਡਾਇਰੈਕਟਰ/ਵਿੱਤ, ਪੰ.ਸ.ਪਾ.ਕਾ.ਲਿ, ਪਟਿਆਲਾ ।
6. ਮੁੱਖ ਲੇਖਾ ਅਫਸਰ, ਪੰ.ਸ.ਪਾ.ਕਾ.ਲਿ, ਪਟਿਆਲਾ ।
7. ਮੁੱਖ ਲੇਖਾ ਅਫਸਰ/ਕੰਪਾਈਲੇਸ਼ਨ ਭਾਗ, ਪੰ.ਸ.ਪਾ.ਕਾ.ਲਿ, ਪਟਿਆਲਾ ।


ਲੇਖਾ ਅਫਸਰ/ਬਜਟ,
ਪੰ.ਸ.ਪਾ.ਕਾ.ਲਿ, ਪਟਿਆਲਾ

ਪਿੱਠ ਅੰਕਣ ਨੰ: 618/623 /ਬੀ.ਬੀ. 201/2014-15 ਮਿਤੀ: 31/3/14

ਉਪਰੋਕਤ ਦਾ ਉਤਾਰਾ ਸਮੇਤ ਸਹਿਲੱਗ, ਹੇਠ ਲਿਖਿਆਂ ਨੂੰ ਸੂਚਨਾ ਅਤੇ ਅਗਲੇਰੀ ਕਾਰਵਾਈ ਹਿੱਤ ਭੇਜਿਆ ਜਾਂਦਾ ਹੈ :-

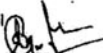
1. ਉਪ ਸਕੱਤਰ/ਗਜ਼ਟੀ:ਭਾਗ, ਪੰ.ਸ.ਪਾ.ਕਾ.ਲਿ, ਪਟਿਆਲਾ ।
2. ਉਪ ਸਕੱਤਰ/ਅਗਜ਼ਟੀ ਭਾਗ, ਪੰ.ਸ.ਪਾ.ਕਾ.ਲਿ, ਪਟਿਆਲਾ ।
3. ਉਪ ਸਕੱਤਰ/ਵਿੱਤ (ਬਿਲ ਭਾਗ), ਪੰ.ਸ.ਪਾ.ਕਾ.ਲਿ, ਪਟਿਆਲਾ ।
4. ਉਪ ਸਕੱਤਰ/ਜਨਰਲ ਭਾਗ, ਪੰ.ਸ.ਪਾ.ਕਾ.ਲਿ, ਪਟਿਆਲਾ ।
5. ਸੁਪਰਡੈਟ/ਵਿੱਤ ਭਾਗ, ਪੰ.ਸ.ਪਾ.ਕਾ.ਲਿ, ਪਟਿਆਲਾ ।
6. ਸਕੱਤਰ-ਕਮ- ਸੀ.ਲੇਖਾ ਅਫਸਰ, Ombudsman, ਬਿਜਲੀ ਪੰਜਾਬ, ਚੰਡੀਗੜ੍ਹ, 248, ਸੈਕਟਰ 19-ਏ, ਚੰਡੀਗੜ੍ਹ।


ਲੇਖਾ ਅਫਸਰ/ਬਜਟ,
ਪੰ.ਸ.ਪਾ.ਕਾ.ਲਿ, ਪਟਿਆਲਾ

ਪਿੱਠ ਅੰਕਣ ਨੰ: 624/635/ਬੀ.ਬੀ. 201/2014-15 ਮਿਤੀ: 31/3/14

ਉਪਰੋਕਤ ਦਾ ਉਤਾਰਾ ਹੇਠ ਲਿਖਿਆਂ ਨੂੰ ਸੂਚਨਾ ਅਤੇ ਅਗਲੇਰੀ ਕਾਰਵਾਈ ਹਿੱਤ ਭੇਜਿਆ ਜਾਂਦਾ ਹੈ :-

1. ਐਫ.ਏ.ਏ ਸੀ.ਏ.ਓ/ਗੁਰੂ ਗੋਬਿੰਦ ਸਿੰਘ ਸੁਪਰ ਬਰਮਲ ਪਲਾਂਟ, ਰੋਪੜ।
2. ਉਪ ਮੁੱਖ ਲੇਖਾ ਅਫਸਰ/ਹਾਈਡਲ, ਪੰ.ਸ.ਪਾ.ਕਾ.ਲਿ, ਪਟਿਆਲਾ ।
3. ਉਪ ਮੁੱਖ ਲੇਖਾ ਅਫਸਰ/ਐਮ ਐਮ, ਪੰ.ਸ.ਪਾ.ਕਾ.ਲਿ, ਪਟਿਆਲਾ ।
4. ਉਪ ਮੁੱਖ ਲੇਖਾ ਅਫਸਰ/ਜੀ.ਐਚ.ਟੀ.ਪੀ.; ਲਹਿਰਾ ਮੁਹੱਬਤ ।
5. ਏ.ਏ ਐਫ.ਐਮ ਗੁਰੂ ਨਾਨਕ ਦੇਵ ਬਰਮਲ ਪਲਾਂਟ, ਪੰ.ਸ.ਪਾ.ਕਾ.ਲਿ, ਬਠਿੰਡਾ ।
6. ਉਪ ਵਿੱਤ ਸਲਾਹਕਾਰ/ਬਾਂਡਜ਼, ਪੰ.ਸ.ਪਾ.ਕਾ.ਲਿ, ਪਟਿਆਲਾ ।
7. ਲੇਖਾ ਅਫਸਰ/ਪ੍ਰੀ-ਆਡਿਟ, ਮੁਕੇਰੀਆਂ ਹਾਈਡਲ ਪ੍ਰੋਜੈਕਟ, ਤਲਵਾੜਾ ।
8. ਲੇਖਾ ਅਫਸਰ/ਪ੍ਰੀ-ਆਡਿਟ, ਆਨੰਦਪੁਰ ਸਾਹਿਬ ।
9. ਲੇਖਾ ਅਫਸਰ/ਉਸਾਰੀ, ਜੀ.ਐਚ.ਟੀ.ਪੀ.ਲਹਿਰਾ ਮੁਹੱਬਤ ।
10. ਲੇਖਾ ਅਫਸਰ/ਡਬਲਿਊ.ਏ.ਡੀ., ਪਟਿਆਲਾ, (ਤਿੰਨ ਕਾਪੀਆਂ)।
11. ਲੇਖਾ ਅਫਸਰ/ਈ.ਏ.ਡੀ.ਭਾਗ, ਪੰ.ਸ.ਪਾ.ਕਾ.ਲਿ, ਪਟਿਆਲਾ ।
12. ਲੇਖਾ ਅਫਸਰ/ਬੈਕਿੰਗ ਡਰਾਇੰਗ, ਪੰ.ਸ.ਪਾ.ਕਾ.ਲਿ, ਪਟਿਆਲਾ ।


ਲੇਖਾ ਅਫਸਰ/ਬਜਟ,
ਪੰ.ਸ.ਪਾ.ਕਾ.ਲਿ, ਪਟਿਆਲਾ

STATEMENT-1

**STATEMENT SHOWING THE DISTRIBUTION OF BUDGET GRANT FOR THE YEAR 2014-15 (BUDGET ESTIMATES)
UNDER REVENUE ACCOUNT HEADINGS OPERATING REPAIR & MAINTANENCE WORKS (GH-74)**

Sr. no	Controlling Officer	GNDTP Bathinda	GGSSSTP Ropar Stage I, II&III	GHTP Lehra Mohabat	Group Head 71.5. & 71.6	Ranjit Sagar Dam Project	UBDC Scheme Stage I&II	Anand-pur Sahib Hydel Project	Mukerian Hydel Project	Micro Hydel Schemes	Shanan Power House	SYL Project	SLDC/ SCADA	Transmission Scheme	Distribution Project	Head Office	Total	Sr. no	
1	2	3	4	5	6	7	8	9	10	11	12	13	14	15	16	17	18	19	
																	(Rs.Lac)		
1	Chief Admn.(General section)															14.90	14.90	1	
2	Chief Engineer/GNDTP	2180.00			330.00												2510.00	2	
3	Chief Engineer/GGSSTP		9350.00		1390.00												10740.00	3	
4	Chief Engineer /GHTP			5200.00	258.00												5458.00	4	
5	Chief Engineer/Hydel Projects					85.00	131.60	74.50	137.00	0.10	119.00	0.05				0.43	547.68	5	
6	Chief Engineer /DS.(North)													472.00	714.00		1186.00	6	
7	Chief Engineer /DS.South)													195.00	1216.00		1411.00	7	
8	Chief Engineer /DS.(Central)													61.35	530.00		591.35	8	
9	Chief Engineer/DS(Border)													111.00	686.40		797.40	9	
10	Chief Engineer/DS(West)													460.00	1018.00		1478.00	10	
11	Chief Engineer/ S & W														9586.00		9586.00	11	
12	Chief Engineer/HRD															4.10	4.10	12	
13	Chief Engineer/Commercial															1.50	1.50	13	
14	Chief Engineer/TA & Insp.															0.30	0.30	14	
15	Chief Engineer/EA & Enf.															35.00	35.00	15	
16	Chief/RE&APDRP																1.25	1.25	16
17	Chief Engineer/Metering																19.40	19.40	17
18	Chief Engineer/MM																0.16	0.16	18
19	Chief Engineer/Planning																0.21	0.21	19
20	Chief Engineer/Civil D&Const.								12.00						34.00	218.00	264.00	20	
21	Financial Advisor																0.50	0.50	21
22	Chief Accounts Officer																0.33	0.33	22
23	Chief Auditor																0.18	0.18	23
24	Cost Controller																0.10	0.10	24
25	CE/IT																0.14	0.14	25
26	CE/PP&R																0.27	0.27	26
	Total	2180.00	9350.00	5200.00	1978.00	85.00	131.60	74.50	149.00	0.10	119.00	0.05	0.00	1299.35	13805.05	276.12	34647.77		

Reserved for BBMB	3157.00
Lump sum Provision	6460.23
Total	44265.00

Statement-2

STATEMENT SHOWING THE DISTRIBUTION OF BUDGET GRANT FOR THE YEAR 2014-15 (BUDGET ESTIMATES)

UNDER REVENUE ACCOUNT HEADINGS WORK CHARGED ESTABLISHMENT (GH-75)

Sr. no.	Controlling Officer	Guru Nanak Dev Thermal Plant	Guru Gobind Singh Super Thermal Plant Stage I,II & III	Guru Hargobind Thermal Plant	UBDC Scheme Stage I&II	Muke-rian Hydel Project	Shanan Power House	SYL Pro-ject	Transmi-ssion Scheme	Distribu-tion Project	Head Office	Total Work Charged Establi-ishment	Sr. no.
1	2	3	4	5	6	7	8	9	10	11	12	13	14
												(Rs.Lac)	
1	Chief Engineer/GNDTP	30.00										30.00	1
2	Chief Engineer/GGSSTP		1638.00									1638.00	2
3	Chief Engineerr/GHTP			17.70								17.70	3
4	Chief Engineer/Hydel Projects				5.00	4.75	0.00	0.00				9.75	4
5	Chief Engineer /DS.(North)								26.00	12.81		38.81	5
6	Chief Engineer/DS.(South)								0.00	57.00		57.00	6
7	Chief Engineer/DS.(Central)								0.00	10.20		10.20	7
8	Chief Engineer/DS(Border)								0.00	78.40		78.40	8
9	Chief Engineer/DS(West)								22.74	19.26		42.00	9
10	Chief Engineer/Store &Workshop									104.36		104.36	10
11	Chief Engineer/Civil Design&Const.					0.18				4.00	6.50	10.68	11
12	Chief Engineer/Metering									10.80		10.80	12
	Total	30.00	1638.00	17.70	5.00	4.93	0.00	0.00	48.74	296.83	6.50	2047.70	

**CONTROLLING OFFICER-WISE/SCHEME-WISE/SUB HEAD WISE DISTRIBUTION OF BUDGET GRANT UNDER REVENUE
ACCOUNT HEADING-R&M WORKS & WORK CHARGED ESTABLISHMENT FOR THE YEAR 2014-15 (BUDGET ESTIMATES)**

(Rs in Lac)

Sr No.	Name of Officer/Scheme	Plant & Machinery 74.1	Buildings 74.2	Civil Works 74.3	Hydraulic Works 74.4	Lines Cables Net Works 74.5	Vehicles 74.6	Furniture & Fixture 74.7	Office Equipment 74.8	GH-71.5 & 71.6	Total GH-74 71.5 & 6	Work Charge
												Estt. GH-75
1	2	3	4	5	6	7	8	9	10	11	12	13
1	Chief Engineer/GNDTP	1908.83	113.96	114.42	31.14	1.45	6.85	0.88	2.47	330.00	2510.00	30.00
2	CE /O&M, GGSSTP	8416.11	385.85	391.96	64.68	20.21	63.01	0.00	8.17	1390.00	10740.00	1638.00
3	Chief Engineer/O&M, GHTP	4673.74	260.53	257.54	0.00	0.00	8.20	0.00	0.00	258.00	5458.00	17.70
4	CE/Hydel Projects											
	(a) Ranjit Sagar Dam Project	60.00	21.85	0.00	0.00	0.02	2.73	0.20	0.20	0.00	85.00	0.00
	(b) UBDC	39.67	20.83	9.45	54.51	1.66	5.29	0.09	0.09	0.00	131.60	5.00
	(c) A.S.H.P.	25.76	4.79	3.85	37.12	0.07	2.76	0.08	0.06	0.00	74.50	0.00
	(d) Mukerian Hydel Project	106.95	16.05	0.26	11.24	0.90	1.46	0.12	0.02	0.00	137.00	4.75
	(e) Micro Hydel Scheme	0.10	0.00	0.00	0.00	0.00	0.00	0.00	0.00	0.00	0.10	0.00
	(f) Shanan Power House	92.52	10.95	2.92	5.25	3.76	3.30	0.28	0.01	0.00	119.00	0.00
	(g) Head Office Works	0.00	0.00	0.00	0.00	0.00	0.43	0.00	0.00	0.00	0.43	0.00
	(h) S.Y.L.	0.02	0.02	0.01	0.00	0.00	0.00	0.00	0.00	0.00	0.05	0.00
	Total:-4	325.02	74.50	16.49	108.12	6.42	15.98	0.76	0.39	0.00	547.68	9.75
5	Chief Engineer/DS (North)											
	(a) Transmission	141.48	158.94	166.62	0.00	3.32	0.36	0.75	0.55	0.00	472.00	26.00
	(b) Distribution	0.95	0.00	3.98	0.00	681.14	19.99	3.71	4.22	0.00	714.00	12.81
	Total:-5	142.43	158.94	170.60	0.00	684.46	20.35	4.46	4.76	0.00	1186.00	38.81
6	Chief Engineer/DS (South)											
	(a) Transmission	107.89	33.82	53.30	0.00	0.00	0.00	0.00	0.00	0.00	195.00	0.00
	(b) Distribution	0.00	44.39	35.18	0.00	1079.66	43.10	6.30	7.36	0.00	1216.00	57.00
	Total:-6	107.89	78.21	88.48	0.00	1079.66	43.10	6.30	7.36	0.00	1411.00	57.00
7	Chief Engineer/DS (Central)											
	(a) Transmission	31.10	13.34	16.68	0.23	0.00	0.00	0.00	0.00	0.00	61.35	0.00
	(b) Distribution	0.00	16.69	22.25	0.00	473.62	13.13	2.32	1.99	0.00	530.00	10.20
	Total:-7	31.10	30.03	38.93	0.23	473.62	13.13	2.32	1.99	0.00	591.35	10.20
8	Chief Engineer/DS (Border)											
	(a) Transmission	86.42	0.00	0.98	0.00	18.79	1.63	1.96	1.23	0.00	111.00	0.00
	(b) Distribution	0.00	160.85	23.57	0.00	452.57	21.09	16.49	11.83	0.00	686.40	78.40
	Total:-8	86.42	160.85	24.55	0.00	471.35	22.72	18.45	13.06	0.00	797.40	78.40

(Rs in Lac)

Sr No	Name of Officer/Scheme	Plant & Machinery 74.1	Buildings 74.2	Civil Works 74.3	Hydraulic Works 74.4	Lines Cables Net Works 74.5	Vehicles 74.6	Furniture & Fixture 74.7	Office Equipment 74.8	GH-71.5 & 71.6 71.5&71.6	Total GH-74, 71.5&71.6	Work Charge Estt. GH-75
1	2	3	4	5	6	7	8	9	10	11	12	13
9	Chief Engineer/DS(West)											
	(a) Transmission	231.09	107.72	108.04	0.00	11.43	0.96	0.57	0.19	0.00	460.00	22.74
	(b)Distribution	0.00	7.44	4.60	0.00	948.75	45.68	7.37	4.15	0.00	1018.00	19.26
	Total:-9	231.09	115.15	112.64	0.00	960.19	46.64	7.94	4.35	0.00	1478.00	42.00
10	Chief Engineer/ S & W											
	(a)Distribution	9475.30	60.98	16.03	2.04	0.41	19.79	5.94	5.52	0.00	9586.00	104.36
	(b)Head Office Works	0.00	0.00	0.00	0.00	0.00	0.00	0.00	0.00	0.00	0.00	0.00
	Total:-10	9475.30	60.98	16.03	2.04	0.41	19.79	5.94	5.52	0.00	9586.00	104.36
11	CE/HRD (HO Works)	0.00	0.00	0.00	0.00	1.52	1.86	0.29	0.43	0.00	4.10	0.00
12	CE/Commercial (HO Works)	0.00	0.00	0.00	0.00	0.00	0.80	0.24	0.45	0.00	1.50	0.00
13	CE/TA&Inspection (HO Works)	0.00	0.00	0.00	0.00	0.00	0.09	0.19	0.02	0.00	0.30	0.00
14	CE/EA&Enforcement(HO Works)	0.00	0.00	0.00	0.00	0.00	25.18	5.46	4.37	0.00	35.00	0.00
15	CE/RE & APDRP(Dist.)	0.00	0.00	0.00	0.00	0.00	1.07	0.10	0.09	0.00	1.25	0.00
16	CE/Metering(Dist.)	5.62	4.37	0.00	0.00	7.34	1.61	0.23	0.22	0.00	19.40	10.80
17	Chief/Administration	0.00	1.86	2.00	0.00	0.00	6.99	1.38	2.67	0.00	14.90	0.00
18	CE/MM (HO Works)	0.00	0.00	0.00	0.00	0.00	0.08	0.04	0.04	0.00	0.16	0.00
19	CE/Planning(HO Works)	0.00	0.00	0.00	0.00	0.00	0.21	0.00	0.00	0.00	0.21	0.00
20	CE/Civil Design & Construction											
	(a)Distribution	0.97	33.03	0.00	0.00	0.00	0.00	0.00	0.00	0.00	34.00	4.00
	(b) M.H.P.Stage-II	0.00	0.02	0.00	11.91	0.01	0.05	0.01	0.00	0.00	12.00	0.18
	(c) Head Office Works	0.00	218.00	0.00	0.00	0.00	0.00	0.00	0.00	0.00	218.00	6.50
	(d) S.Y.L.(RHPH)	0.00	0.00	0.00	0.00	0.00	0.00	0.00	0.00	0.00	0.00	0.00
	Total:-20	0.97	251.05	0.00	11.91	0.01	0.05	0.01	0.00	0.00	264.00	10.68
21	CAO including CAO/Revenue											
	Head Office Works	0.00	0.00	0.00	0.00	0.00	0.00	0.22	0.11	0.00	0.33	0.00
22	Financial/Advisor (HO Works)	0.00	0.00	0.00	0.00	0.00	0.00	0.35	0.15	0.00	0.50	0.00
23	Chief Auditor (HO Works)	0.00	0.00	0.00	0.00	0.00	0.00	0.18	0.00	0.00	0.18	0.00
24	Cost Controller (HO Works)	0.00	0.00	0.00	0.00	0.00	0.00	0.00	0.10	0.00	0.10	0.00
25	CE/IT (HO Works)	0.13	0.00	0.00	0.00	0.00	0.00	0.00	0.01	0.00	0.14	0.00
26	CE/PP& R	0.00	0.00	0.00	0.00	0.00	0.27	0.00	0.00	0.00	0.27	0.00
	Grand Total:-1 to 26	25404.63	1696.29	1233.65	218.12	3706.65	297.97	55.74	56.72	1978.00	34647.77	2047.70

**SCHEME WISE DISTRIBUTION OF BUDGET GRANT UNDER REVENUE ACCOUNT HEADINGS
R&M WORKS AND WORKCHARGED ESTABLISHMENT FOR THE YEAR 2014-15 (BUDGET ESTIMATES)**

(Rs in Lac)

Sr No.	Name of Officer/Scheme	Plant & Machinery 74.1	Buildings 74.2	Civil Works 74.3	Hydraulic Works 74.4	Lines Cable Net Works 74.5	Vehicles 74.6	Furniture & Fixture 74.7	Office Equipment 74.8	GH-71.5 & 71.6	Total GH-74 71.5 & 6	Work Charge Estt. GH-75
1	2	3	4	5	6	7	8	9	10	11	12	13
	I GURU NANAK DEV THERMAL PLANT											
I	Chief Engineer/GNDTP G.N.D.T.P.	1908.83	113.96	114.42	31.14	1.45	6.85	0.88	2.47	330.00	2510.00	30.00
	II GURU GOBIND SINGH SUPER THERMAL PLANT											
II	CE/O&M,GGSSTP G.G.S.S.T.P.	8416.11	385.85	391.96	64.68	20.21	63.01	0.00	8.17	1390.00	10740.00	1638.00
	III GURU HARGOBIND THERMAL PLANT											
III	Chief Engineer/O&M,GHTP G.H.T.P.	4673.74	260.53	257.54	0.00	0.00	8.20	0.00	0.00	258.00	5458.00	17.70
	IV RANJIT SAGAR DAM PROJECT											
IV	CE/Hydel Projects Ranjeet Sagar Dam Project	60.00	21.85	0.00	0.00	0.02	2.73	0.20	0.20	0.00	85.00	0.00
	V UBDC											
V	CE/Hydel Projects U.B.D.C. Scheme Stage I&II	39.67	20.83	9.45	54.51	1.66	5.29	0.09	0.09	0.00	131.60	5.00
	VI ANANDPUR SAHIB HYDEL PROJECT											
VI	C.E./Hydel Projects Anandpur Sahib Hydel Project	25.76	4.79	3.85	37.12	0.07	2.76	0.08	0.06	0.00	74.50	0.00
	VII MUKERIAN HYDEL PROJECT											
VII	1) C.E./Hydel Projects Mukerian Hydel Project	106.95	16.05	0.26	11.24	0.90	1.46	0.12	0.02	0.00	137.00	4.75
	2) C.E./Civil Design & Const. Mukerian Hydel Project-II	0.00	0.02	0.00	11.91	0.01	0.05	0.01	0.00	0.00	12.00	0.18
	Total:(1+2)	106.95	16.07	0.26	23.15	0.91	1.51	0.13	0.03	0.00	149.00	4.93
	VIII MICRO HYDEL SCHEME											
VIII	C.E./Hydel Project Micro Hydel Scheme	0.10	0.00	0.00	0.00	0.00	0.00	0.00	0.00	0.00	0.10	0.00
	IX SHANAN POWER HOUSE											
IX	C.E./Hydel Project Shanan Power House	92.52	10.95	2.92	5.25	3.76	3.30	0.28	0.01	0.00	119.00	0.00
	X S.Y.L											
X	1) C.E./Hydel Project RE SYL Ropar	0.02	0.02	0.01	0.00	0.00	0.00	0.00	0.00	0.00	0.05	0.00
	2) C.E./Civil Design & Const. SE/RHPH, Ropar	0.00	0.00	0.00	0.00	0.00	0.00	0.00	0.00	0.00	0.00	0.00
	Total:(1+2)	0.02	0.02	0.01	0.00	0.00	0.00	0.00	0.00	0.00	0.05	0.00

(Rs.in Lacs)

Sr No.	Name of Officer/Scheme	Plant & Machinery 74.1	Buildings 74.2	Civil Works 74.3	Hydraulic Works 74.4	Lines Cables Net Works 74.5	Vehicles 74.6	Furniture & Fixture 74.7	Office Equipment 74.8	GH-71.5 & 71.6 11	Total GH-74 71.5 & 6 12	Work Charge Estt. GH-75 13
1	2	3	4	5	6	7	8	9	10	11	12	13
XI TRANSMISSION SCHEMES												
1	Chief Engineer/DS (North)											
	(a)Kapurthala	0.00	0.00	0.00	0.00	0.00	0.00	0.00	0.00	0.00	0.00	0.00
	(b) Jalandhar	0.26	0.00	0.00	0.00	0.00	0.00	0.00	0.00	0.00	0.26	0.00
	(c) Hoshiarpur	0.00	0.00	0.00	0.00	0.00	0.00	0.00	0.00	0.00	0.00	0.00
	(d) Nawanshehar	0.00	0.00	0.00	0.00	0.00	0.00	0.00	0.00	0.00	0.00	0.00
	(e) P&M Circle, Jalandhar	141.22	158.94	166.62	0.00	3.32	0.36	0.75	0.55	0.00	471.74	26.00
	Total:1	141.48	158.94	166.62	0.00	3.32	0.36	0.75	0.55	0.00	472.00	26.00
2	Chief Engineer/DS (South)											
	(a) Patiala	36.94	7.73	9.84	0.00	0.00	0.00	0.00	0.00	0.00	54.52	0.00
	(b) Sangrur	0.00	0.00	0.00	0.00	0.00	0.00	0.00	0.00	0.00	0.00	0.00
	(c) Ropar	0.00	0.00	0.00	0.00	0.00	0.00	0.00	0.00	0.00	0.00	0.00
	(d) Mohali	0.00	0.00	0.00	0.00	0.00	0.00	0.00	0.00	0.00	0.00	0.00
	(e) Barnala	23.82	2.88	1.75	0.00	0.00	0.00	0.00	0.00	0.00	28.45	0.00
	(f) P&M Circle, Patiala	47.13	23.20	41.71	0.00	0.00	0.00	0.00	0.00	0.00	112.04	0.00
	Total:2	107.89	33.82	53.30	0.00	0.00	0.00	0.00	0.00	0.00	195.00	0.00
3	Chief Engineer/DS (Central)											
	P&M Circle, Ludhiana	31.10	13.34	16.68	0.23	0.00	0.00	0.00	0.00	0.00	61.35	0.00
	Total:3	31.10	13.34	16.68	0.23	0.00	0.00	0.00	0.00	0.00	61.35	0.00
4	Chief Engineer/DS (Border)											
	P&M Circle, Amritsar	86.42	0.00	0.98	0.00	18.79	1.63	1.96	1.23	0.00	111.00	0.00
	Total:4	86.42	0.00	0.98	0.00	18.79	1.63	1.96	1.23	0.00	111.00	0.00
5	Chief Engineer/DS (West)											
	(a) Bathinda	29.89	0.09	0.07	0.00	0.00	0.00	0.00	0.00	0.00	30.04	0.00
	(b) Ferozepur	73.01	6.30	10.42	0.00	0.00	0.00	0.00	0.00	0.00	89.73	15.10
	(c) Faridkot	27.79	5.85	5.34	0.00	0.00	0.00	0.00	0.00	0.00	38.98	7.10
	(d) Muktsar	0.00	0.00	0.00	0.00	0.00	0.00	0.00	0.00	0.00	0.00	0.00
	(e) P&M Circle Bathinda	100.40	95.47	92.21	0.00	11.43	0.96	0.57	0.19	0.00	301.24	0.54
	Total:5	231.09	107.72	108.04	0.00	11.43	0.96	0.57	0.19	0.00	460.00	22.74
	Grand Total: (1 to 5)	597.97	313.82	345.61	0.23	33.54	2.96	3.27	1.96	0.00	1299.35	48.74

Sr No.	Name of Officer/Scheme	Plant & Machinery 74.1	Buildings 74.2	Civil Works 74.3	Hydraulic Works 74.4	Lines Cables Net Works 74.5	Vehicles 74.6	Furniture & Fixture 74.7	Office Equipment 74.8	GH-71.5 & 71.6	Total GH-74 71.5 & 6	Work Charge Estt. GH-75
1	2	3	4	5	6	7	8	9	10	11	12	13
XII DISTRIBUTION PROJECT												(Rs in lac)
1	Chief Engineer/DS (North)											
	(a) Kapurthala	0.00	0.00	0.00	0.00	181.25	7.77	2.67	2.67	0.00	194.37	4.73
	(b) Jalandhar	0.05	0.00	0.00	0.00	206.35	0.77	0.37	0.68	0.00	208.21	0.79
	(c) Hoshiarpur	0.90	0.00	3.98	0.00	108.85	3.91	0.36	0.52	0.00	118.53	7.29
	(d) Nawanshehar	0.00	0.00	0.00	0.00	184.70	7.54	0.31	0.35	0.00	192.89	0.00
	(e) Civil Mtc.Divn.	0.00	0.00	0.00	0.00	0.00	0.00	0.00	0.00	0.00	0.00	0.00
	Total:1	0.95	0.00	3.98	0.00	681.14	19.99	3.71	4.22	0.00	714.00	12.81
2	Chief Engineer/DS (South)											
	(a) Patiala	0.00	0.00	0.00	0.00	274.72	18.08	2.23	2.00	0.00	297.04	28.67
	(b) Barnala	0.00	12.48	11.25	0.00	137.87	4.83	0.70	0.74	0.00	167.86	7.00
	(c) Sangrur	0.00	13.50	10.84	0.00	290.47	8.80	1.64	2.05	0.00	327.29	10.50
	(d) Ropar	0.00	0.00	0.00	0.00	308.07	7.77	1.02	1.02	0.00	317.88	5.73
	(e) P&M Patiala	0.00	18.41	13.09	0.00	10.31	1.10	0.63	1.51	0.00	45.05	5.10
	(f) Mohali	0.00	0.00	0.00	0.00	58.22	2.52	0.09	0.04	0.00	60.88	0.00
	Total:2	0.00	44.39	35.18	0.00	1079.66	43.10	6.30	7.36	0.00	1216.00	57.00
3	Chief Engineer/DS (Central)											
	(a) Suburban Ludhiana	0.00	0.00	0.00	0.00	97.41	4.06	0.51	0.39	0.00	102.37	6.81
	(b) City East Ludhiana	0.00	0.00	0.00	0.00	100.16	2.50	1.39	1.12	0.00	105.17	3.08
	(c) City West Ludhiana	0.00	0.00	0.00	0.00	135.41	1.28	0.14	0.20	0.00	137.03	0.31
	(d) Khanna	0.00	0.00	0.00	0.00	140.64	5.29	0.28	0.28	0.00	146.48	0.00
	(e) P&M Ludhiana	0.00	16.69	22.26	0.00	0.00	0.00	0.00	0.00	0.00	38.95	0.00
	Total:3	0.00	16.69	22.25	0.00	473.62	13.13	2.32	1.99	0.00	530.00	10.20
4	Chief Engineer/DS (Border)											
	(a) Tarn Taran	0.00	0.00	0.00	0.00	87.27	3.00	2.17	2.79	0.00	95.22	0.00
	(b) Suburban Amritsar	0.00	2.48	0.00	0.00	174.13	8.36	3.10	3.10	0.00	191.16	14.25
	(c) Gurdaspur	0.00	0.00	0.00	0.00	137.34	9.60	10.84	5.57	0.00	163.35	0.00
	(d) City Amritsar	0.00	0.00	0.00	0.00	53.84	0.13	0.39	0.37	0.00	54.72	64.15
	(e) P&M Amritsar	0.00	158.37	23.57	0.00	0.00	0.00	0.00	0.00	0.00	181.94	0.00
	Total:4	0.00	160.85	23.57	0.00	452.57	21.09	16.49	11.83	0.00	686.40	78.40
5	Chief Engineer/DS (West)											
	(a) Bathinda	0.00	0.00	0.00	0.00	184.92	4.12	3.53	0.81	0.00	193.37	0.00
	(b) Ferozepur	0.00	0.00	0.00	0.00	155.67	12.68	0.92	0.97	0.00	170.24	1.03
	(c) Faridkot	0.00	0.00	0.00	0.00	188.62	7.99	0.84	0.64	0.00	198.10	5.11
	(d) Muktsar	0.00	7.44	4.60	0.00	419.54	20.89	2.08	1.73	0.00	456.29	13.12
	(e) Civil Const.Divn.	0.00	0.00	0.00	0.00	0.00	0.00	0.00	0.00	0.00	0.00	0.00
	Total:5	0.00	7.44	4.60	0.00	948.75	45.68	7.37	4.15	0.00	1018.00	19.26
6	Chief Engineer/ S & W											
	(a) S&D North Ludhiana	2295.11	4.81	0.41	0.00	0.00	4.63	0.37	0.16	0.00	2305.49	3.05
	(b) S&D South Patiala	3944.79	9.43	2.33	2.04	0.41	8.80	2.27	2.10	0.00	3972.17	14.50
	(b) TRW Patiala	1909.88	27.13	8.76	0.00	0.00	6.36	2.01	1.92	0.00	1956.06	44.88
	(c) TRW Amritsar	1325.52	19.61	4.53	0.00	0.00	0.00	1.30	1.34	0.00	1352.28	41.93
	Total:-6	9475.30	60.98	16.03	2.04	0.41	19.79	5.94	5.52	0.00	9586.00	104.36
7	CE/RE & APDRP	0.00	0.00	0.00	0.00	0.00	1.07	0.10	0.09	0.00	1.25	0.00
8	CE/Metering	5.62	4.37	0.00	0.00	7.34	1.61	0.23	0.22	0.00	19.40	10.80
9	CE/Civil Design & Const.	0.97	33.03	0.00	0.00	0.00	0.00	0.00	0.00	0.00	34.00	4.00
	Grand Total:-(1 to9)	9482.84	327.74	105.63	2.04	3643.50	165.45	42.47	35.38	0.00	13805.05	296.83

(Rs in lac)

Sr No.	Name of Officer/Scheme	Plant & Machinery 74.1	Buildings 74.2	Civil Works 74.3	Hydraulic Works 74.4	Lines Cables Net Works 74.5	Vehicles 74.6	Furniture & Fixture 74.7	Office Equipment 74.8	GH-71.5 & 71.6	Total GH-74 & 71.5 & 6	Work Charge Estt. GH-75
1	2	3	4	5	6	7	8	9	10	11	12	13
XIII HEAD OFFICE WORKS												
1	Chief /Administration	0.00	1.86	2.00	0.00	0.00	6.99	1.38	2.67	0.00	14.90	0.00
2	CE/Hydel Projects	0.00	0.00	0.00	0.00	0.00	0.43	0.00	0.00	0.00	0.43	0.00
3	Chief Engineer/ S & W	0.00	0.00	0.00	0.00	0.00	0.00	0.00	0.00	0.00	0.00	0.00
4	Chief Engineer/HRD	0.00	0.00	0.00	0.00	1.52	1.86	0.29	0.43	0.00	4.10	0.00
5	CE/Commercial	0.00	0.00	0.00	0.00	0.00	0.80	0.24	0.45	0.00	1.50	0.00
6	Chief Engineer/TA & Insp.	0.00	0.00	0.00	0.00	0.00	0.09	0.19	0.02	0.00	0.30	0.00
7	Chief Engineer/EA & Enf.	0.00	0.00	0.00	0.00	0.00	25.18	5.46	4.37	0.00	35.00	0.00
8	CE/Civil Design & Const.	0.00	218.00	0.00	0.00	0.00	0.00	0.00	0.00	0.00	218.00	6.50
9	Chief Engineer/MM	0.00	0.00	0.00	0.00	0.00	0.08	0.04	0.04	0.00	0.16	0.00
10	Chief Engineer/Planning	0.00	0.00	0.00	0.00	0.00	0.21	0.00	0.00	0.00	0.21	0.00
11	C.A.O.including CAO/Revenue	0.00	0.00	0.00	0.00	0.00	0.00	0.22	0.11	0.00	0.33	0.00
12	Financial Advisor	0.00	0.00	0.00	0.00	0.00	0.00	0.35	0.15	0.00	0.50	0.00
13	Chief Auditor	0.00	0.00	0.00	0.00	0.00	0.00	0.18	0.00	0.00	0.18	0.00
14	Cost Controller	0.00	0.00	0.00	0.00	0.00	0.00	0.00	0.10	0.00	0.10	0.00
15	CE/IT	0.13	0.00	0.00	0.00	0.00	0.00	0.00	0.01	0.00	0.14	0.00
16	CE/PP&R	0.00	0.00	0.00	0.00	0.00	0.27	0.00	0.00	0.00	0.27	0.00
Total:(1 To 16)		0.13	219.86	2.00	0.00	1.52	35.91	8.35	8.34	0.00	276.12	6.50

STATEMENT SHOWING THE DISTRIBUTION OF BUDGET GRANT FOR THE YEAR 2014-15 (BUDGET ESTIMATES)

UNDER REVENUE ACCOUNT HEADINGS ESTABLISHMENT & ADMN. EXPENDITURE(GH-75/76)

(Rs.Lac)

Sr. No.	Controlling Officer	General Administration (Head Quarters)	General Administration (Circle Offices)	Guru Nanak Dev Thermal Plant	Guru Gobind Singh Super Thermal Plant Stage-I,II&III	Guru Hargobind Thermal Plant	Ranjit Sagar Dam Project	UBDC Scheme Stage I&II	Anandpur Sahib Hydel Project	Mukerian Hydel Project	SKPP	Shanan Power House	Transmission Scheme	Distribution Project	SYL	Total Revenue Establishment	Sr. No.
1	2	3	4	5	6	7	8	9	10	11	12	13	14	15	16	17	18
1	Chief Administration																1
	(a) Admn. Expenses	102.00														102.00	
	(b) Officers	1262.40														1262.40	
	(c) Staff(Eng)	3166.00														3166.00	
	(d) Misc.Charges	1174.23														1174.23	
	Total :1 (a to d)	5704.63														5704.63	
2	D.G.(P) / V&S	867.00														867.00	2
3	Chief Engineer /DS.(North)	302.00	422.00										2498.00	35075.00		38297.00	3
4	Chief Engineer/DS.(South)	227.00	533.00										1082.00	43700.00		45542.00	4
5	Chief Engineer/DS.(Central)	253.00	341.00										2418.00	25884.00		28896.00	5
6	Chief Engineer/DS(Border)	250.00	719.00										2704.00	41637.00		45310.00	6
7	Chief Engineer/DS(West)	228.00	590.00										3306.00	32000.00		36124.00	7
8	Chief Engineer/ S & W	522.00	384.00											3024.00		3930.00	8
9	Chief Engineer/Hydel Projects	221.00					1493.00	1683.00	1675.00	1939.00	85.00	1192.00			18.00	8306.00	9
10	Chief Engineer/HRD	1298.00														1298.00	10
11	Chief Engineer /MM	510.00														510.00	11
12	Chief Engineer/Metering	245.00												1267.00		1512.00	12
13	Chief Engineer/GNDTP			11929.00												11929.00	13
14	Chief Engineer/Commercial	3127.00														3127.00	14
15	Chief Engineer/O&M, GGSSTP				17818.00											17818.00	15
16	Chief Engineer/Planning	430.66														430.66	16
17	Chief Engineer /TA&Inspection	1158.00														1158.00	17
18	C. E./Civil Design&Const.		568.00							504.00				250.00	252.00	1574.00	18
19	Chief Engineer/EA&Enf.	1708.00														1708.00	19
20	Chief Engineer/RE&APDRP													260.00		260.00	20
21	Chief Engineer/GHTP					7294.00										7294.00	21
22	Chief Engineer/PP&R	379.60														379.60	22
23	C.A.O	4093.30														4093.30	23
24	Financial Advisor	1070.40														1070.40	24
25	Chief Auditor	2560.00														2560.00	25
26	Cost Controller	172.00														172.00	26
27	Chief Engineer/IT	543.00														543.00	27
	Total	20164.96	3557.00	11929.00	17818.00	7294.00	1493.00	1683.00	1675.00	2443.00	85.00	1192.00	12008.00	183097.00	270.00	264708.96	
	Pension Fund	236043.00														236043.00	
	Audit Fee	75.00														70.00	
	Grand Total	261987.59	3557.00	11929.00	17818.00	7294.00	1493.00	1683.00	1675.00	2443.00	85.00	1192.00	12008.00	183097.00	270.00	506526.59	

Add	i) Work-charged Estt.	2047.70
	ii) Reserved for BBMB	22264.00
	iii) Lumpsum Provision	41602.05
	iv) Estt. charges (Direct) As per statement 8	5641.13
	Total	578081.47
Less	Transferable to capital	25704.47
	Net	552377.00

**CONTROLLING OFFICER/SCHEME-WISE/SUB HEAD-WISE DISTRIBUTION OF BUDGET GRANT
UNDER REVENUE ACCOUNT HEADINGS-ESTT. CHARGES FOR THE YEAR 2014-15 (BUDGET ESTIMATES)**

(Rs in lac)

Sr No	Name of Scheme/Office	Basic Pay 75.1	Over time 75.2	Dearness Allowance 75.3	Other Allowances 75.4	Total (Col.3 to 6) 7	Bonus (Solecium) 75.5	Other Staff Costs 75.6		Staff Welfare Expenses (Leveries & others) 75.7	Admn. & General Expenses 76.1				Total (Col. 8to15) 16	G.Total (Col.7&16) 17
								Medical	Other/L.T.C.		T.A.	Contingencies	Telephone	Honorarium		
1	2	3	4	5	6	7	8	9	10	11	12	12	14	15	16	17
1	Chief Administration															
	Ombudsman,CHD															
	General Admn.(HQ)	1814.95	0.00	1933.79	402.51	4151.24	10.00	48.19	19.76	13.08	81.07	1159.57	211.72	10.00	1553.39	5704.63
	Total:1	1814.95	0.00	1933.79	402.51	4151.24	10.00	48.19	19.76	13.08	81.07	1159.57	211.72	10.00	1553.39	5704.63
2	D.G.PV&S															
	General Admn.(HQ)	375.00	0.00	400.00	77.56	852.56	0.00	4.22	2.60	1.50	3.12	2.50	0.50	0.00	14.44	867.00
3	C.E./DS (North)															
	(a) General Admn.(HQ)	119.78	0.00	127.93	26.45	274.16	0.00	5.20	4.16	7.28	2.60	6.00	2.10	0.50	27.84	302.00
	(b) Circle Offices	166.14	0.00	176.10	35.69	377.92	0.50	5.72	21.94	4.11	3.64	5.77	2.18	0.21	44.08	422.00
	(c) Transmission	985.00	50.00	1044.00	208.40	2287.40	0.00	17.16	83.20	5.20	23.92	79.04	2.08	0.00	210.60	2498.00
	(d) Distribution	14500.00	10.00	15350.00	3121.48	32981.48	5.20	301.60	1133.60	230.88	80.08	301.60	24.96	15.60	2093.52	35075.00
	Total:3	15770.92	60.00	16698.03	3392.02	35920.96	5.70	329.68	1242.90	247.47	110.24	392.41	31.32	16.31	2376.04	38297.00
4	C.E./DS (South)															
	(a) General Admn. (HQ)	86.90	0.00	91.97	18.82	197.70	0.00	14.56	3.64	0.62	7.28	2.20	1.00	0.00	29.30	227.00
	(b) Circle Offices	188.17	0.00	199.14	40.75	428.07	0.08	32.78	27.56	4.16	13.52	16.85	9.98	0.00	104.93	533.00
	(c) Transmission	390.00	80.00	410.00	87.70	967.70	0.00	38.48	31.20	5.41	19.97	14.56	4.68	0.00	114.30	1082.00
	(d) Distribution	17603.91	40.00	18550.00	3851.37	40045.28	11.70	916.14	1286.48	427.44	255.84	667.68	84.24	5.20	3654.72	43700.00
	Total:4	18268.98	120.00	19251.11	3998.65	41638.75	11.78	1001.96	1348.88	437.63	296.61	701.29	99.90	5.20	3903.25	45542.00
5	C.E./DS (Central)															
	(a) General Admn. (HQ)	96.08	0.00	100.00	22.49	218.57	0.00	3.64	17.16	4.99	3.64	3.00	2.00	0.00	34.43	253.00
	(b) Circle Offices	121.97	0.00	129.00	26.49	277.46	0.00	14.56	34.32	1.56	3.33	7.18	2.60	0.00	63.54	341.00
	(c) Transmission	970.00	75.00	1025.00	200.49	2270.49	1.00	24.60	22.36	5.85	22.36	66.04	5.30	0.00	147.51	2418.00
	(d) Distribution	10457.43	0.00	11060.00	2271.09	23788.52	2.65	541.15	780.00	322.40	62.40	358.80	22.88	5.20	2095.48	25884.00
	Total:5	11645.49	75.00	12314.00	2520.55	26555.03	3.65	583.95	853.84	334.80	91.73	435.02	32.78	5.20	2340.97	28896.00
6	C.E./DS (Border)															
	(a) General Admn. (HQ)	93.81	0.00	99.00	20.59	213.41	0.50	6.14	14.66	1.66	3.33	7.50	2.80	0.00	36.59	250.00
	(b) Circle Offices	263.65	0.00	278.00	58.10	599.74	0.75	28.65	18.72	14.77	17.47	27.04	11.86	0.00	119.26	719.00
	(c) Transmission	1050.00	110.00	1100.00	231.84	2491.84	0.00	46.80	52.00	23.92	24.96	46.80	17.68	0.00	212.16	2704.00
	(d) Distribution	17385.00	5.00	18420.00	3729.22	39539.22	10.50	431.60	468.00	312.00	187.20	603.20	85.28	0.00	2097.78	41637.00
	Total:6	18792.46	115.00	19897.00	4039.75	42844.21	11.75	513.19	553.38	352.35	232.96	684.54	117.62	0.00	2465.79	45310.00

Sr No	Name of Scheme/Office	Basic Pay 75.1	Over time 75.2	Dearness Allowance 75.3	Other Allowances 75.4	Total (Col.3 to 6) 7	Bonus/ Generation All. 75.5	Other Staff Costs 75.6		Staff Welfare Expenses (Leveries & others) 75.7	Admn. & General Expenses 76.1				Total (Col. 8 to 15) 16	G.Total (Col.7&16) 17
								Medical	Other/ L.T.C.		T.A.	Contingencies	Telephone	Honorarium		
7	C.E./DS (West)															
	(a) General Admn.(HQ)	89.15	0.00	93.00	20.65	202.80	0.00	1.14	0.00	19.03	0.62	3.80	0.60	0.00	25.20	228.00
	(b) Circle Offices	232.78	0.00	245.08	53.02	530.87	0.20	11.38	17.84	6.97	4.26	14.81	3.68	0.00	59.13	590.00
	(c) Transmission	1375.00	91.00	1455.00	279.96	3200.96	0.00	26.73	6.55	0.00	20.49	48.88	2.39	0.00	105.04	3306.00
	(d) Distribution	12875.40	0.00	13640.00	2773.50	29288.90	4.50	332.80	1258.40	395.20	52.00	650.00	17.68	0.52	2711.10	32000.00
	Total:7	14572.33	91.00	15433.08	3127.12	33223.53	4.70	372.05	1282.79	421.20	77.37	717.49	24.35	0.52	2900.47	36124.00
8	C.E./S & W															
	(a) General Admn.(HQ)	197.20	0.00	208.00	43.38	448.58	0.70	17.68	23.92	0.52	10.40	16.20	4.00	0.00	73.42	522.00
	(b) Circle Offices	141.28	0.00	149.00	31.11	321.39	0.00	5.52	22.88	1.56	5.93	24.96	1.77	0.00	62.61	384.00
	(c) Distribution	1205.08	0.00	1271.00	265.23	2741.31	4.70	43.58	90.17	15.08	31.20	88.61	9.36	0.00	282.69	3024.00
	Total:8	1543.56	0.00	1628.00	339.72	3511.28	5.40	66.77	136.97	17.16	47.53	129.77	15.13	0.00	418.72	3930.00
9	C.E./Hydel Projects															
	(a) General Admn.(HQ)	88.70	0.00	93.50	19.57	201.77	0.00	8.58	1.56	0.10	2.29	6.20	0.50	0.00	19.23	221.00
	(b) R.S.D.Project	570.00	49.73	601.00	123.87	1344.60	0.40	20.00	60.00	10.00	40.00	12.00	6.00	0.00	148.40	1493.00
	(c) UBDC stage I&II	640.00	94.20	675.00	133.02	1542.22	1.00	16.00	87.50	4.68	11.02	16.11	4.47	0.00	140.78	1683.00
	(d) A.S.H.P.	635.00	70.00	670.00	153.78	1528.78	0.00	21.32	85.28	15.81	6.45	15.60	1.77	0.00	146.22	1675.00
	(e) M.H.Project	750.00	80.00	793.00	170.06	1793.06	1.80	16.54	86.11	4.89	14.97	19.45	2.18	0.00	145.94	1939.00
	(f) Micro Hydel Scheme	0.00	0.00	0.00	0.00	0.00	0.00	0.00	0.00	0.00	0.00	0.00	0.00	0.00	0.00	0.00
	(g) Shanan Power House	450.00	28.00	475.00	100.57	1053.57	0.00	14.00	80.00	7.38	5.41	29.56	2.08	0.00	138.43	1192.00
	(h) S.Y.L.	6.44	0.00	6.80	1.41	14.66	0.00	0.21	1.77	0.10	0.10	1.14	0.02	0.00	3.34	18.00
	(i) S.K.P.P.	36.45	0.00	38.50	7.97	82.92	0.00	0.36	0.26	0.26	0.52	0.47	0.21	0.00	2.08	85.00
	Total:-9	3176.59	321.93	3352.80	710.25	7561.57	3.20	97.01	402.48	43.22	80.76	100.53	17.23	0.00	744.43	8306.00
10	C.E./HRD															
	General Admn.(HQ)	459.60	0.00	486.05	100.54	1046.19	0.00	31.70	5.36	11.20	148.95	37.10	2.50	15.00	251.81	1298.00
11	C.E./MM															
	General Admn.(HQ)	210.07	0.00	222.00	45.80	477.87	0.10	4.99	3.02	0.21	3.02	18.72	2.08	0.00	32.13	510.00
12	C.E./Metering															
	(a) General Admn.(HQ)	101.16	0.00	107.00	21.96	230.13	0.00	2.10	4.16	0.31	3.10	2.60	2.29	0.31	14.87	245.00
	(b) Circle Offices	0.00	0.00	0.00	0.00	0.00	0.00	0.00	0.00	0.00	0.00	0.00	0.00	0.00	0.00	0.00
	(c) Distribution	510.52	0.00	540.00	110.81	1161.34	0.00	32.76	23.19	2.60	14.56	29.12	3.43	0.00	105.66	1267.00
	Total:12	611.69	0.00	647.00	132.78	1391.46	0.00	34.86	27.35	2.91	17.66	31.72	5.72	0.31	120.54	1512.00

(Rs in lac)

Sr. No.	Name of Scheme/Office	Basic Pay 75.1	Over time 75.2	Dearness Allowance 75.3	Other Allowance 75.4	Total (Col.3 to6) 7	Bonus/ Generation All. 75.5	Other Staff Costs 75.6		Staff Welfare Expenses (Leveries & others) 75.7	Admn. & General Expenses 76.1				Total (Col. 8to15) 16	G.Total (Col.7&16) 17
								Medical	Other/ L.T.C.		T.A.	Contin-gencies	Telephone	Honor-arium		
1	2	3	4	5	6	7	8	9	10	11	12	13	14	15	16	17
13	CE/GNDTP	4400.00	0.00	4650.00	854.28	9904.28	1200.00	145.60	382.72	112.01	39.83	136.45	7.28	0.83	2024.72	11929.00
14	C.E./Commercial															
	General Admn.(HQ)	534.51	0.00	565.00	116.39	1215.90	0.00	2.60	31.20	1.04	14.66	1857.44	4.16	0.00	1911.10	3127.00
15	C.E./O&M GGSSTP	6080.00	0.00	6440.00	1306.60	13826.60	2500.00	130.00	800.00	75.00	60.00	420.00	6.40	0.00	3991.40	17818.00
16	C.E./Planning															
	General Admn.(HQ)	180.00	0.00	193.63	44.98	418.61	0.35	5.00	2.00	0.20	1.00	2.88	0.62	0.00	12.05	430.66
17	C.E./TA & Inspection															
	General Admn.(HQ)	452.00	0.00	478.00	98.88	1028.88	0.00	15.60	20.80	0.73	52.00	37.95	1.65	0.39	129.12	1158.00
18	C.E./Civil Dgn & Const.															
	(a) Circle Offices	213.00	0.00	225.00	46.39	484.39	0.00	4.26	7.59	1.03	1.66	67.71	1.35	0.00	83.61	568.00
	(b) M.H. Project	201.50	0.00	213.29	37.00	451.79	0.00	4.58	34.42	1.46	8.01	3.43	0.31	0.00	52.21	504.00
	(c) Distribution	98.00	0.00	103.20	22.49	223.69	0.00	8.59	6.03	0.35	5.20	4.89	1.25	0.00	26.31	250.00
	(d)SYL	106.70	0.00	112.79	21.80	241.29	0.00	1.66	0.83	0.42	2.08	4.89	0.83	0.00	10.71	252.00
	Total:18	619.20	0.00	654.28	127.68	1401.16	0.00	19.09	48.88	3.25	16.95	80.92	3.74	0.00	172.84	1574.00
19	C.E./EA & Enforcement															
	General Admn.(HQ)	651.00	0.00	688.00	133.60	1472.60	0.00	19.24	23.92	9.36	22.88	147.75	12.00	0.25	235.40	1708.00
20	C.E./RE & APDRP															
	Distribution	106.70	0.00	112.60	24.39	243.69	0.00	5.00	4.00	0.25	1.56	5.00	0.50	0.00	16.31	260.00

(Rs in lac)

Sr. No.	Name of Scheme/Office	Basic Pay 75.1	Over time 75.2	Dearness Allowance 75.3	Other Allowance 75.4	Total (Col.3 to 6) 7	Bonus/ Generation All. 75.5	Other Staff Costs 75.6		Staff Welfare Expenses (Leveries & others) 75.7	Admn. & General Expenses 76.1				Total (Col. 8to15) 16	G.Total (Col.7&16) 17
								Medical	Other/ L.T.C.		T.A.	Contingencies	Telephone	Honorarium		
1	2	3	4	5	6	7	8	9	10	11	12	13	14	15	16	17
21	C.E./O&M,GHTP	2245.00	0.00	2377.00	483.93	5105.93	1400.00	50.38	426.21	7.80	75.92	221.52	5.20	1.04	2188.07	7294.00
22	CAO															
	General Admn.(HQ)	1745.00	0.00	1848.00	378.55	3971.55	1.04	25.76	16.00	4.00	15.60	46.15	10.70	2.50	121.75	4093.30
23	Financial Advisor															
	General Admn.(HQ)	448.00	0.00	474.00	97.35	1019.35	1.04	9.35	10.41	3.33	5.72	13.65	4.30	3.25	51.05	1070.40
24	Chief Auditor															
	General Admn.(HQ)	1067.00	0.00	1130.00	230.60	2427.60	0.00	22.26	41.08	2.50	40.56	12.50	12.00	1.50	132.40	2560.00
25	Cost Controller															
	General Admn.(HQ)	72.50	0.00	76.50	16.75	165.75	0.00	2.29	1.04	0.10	0.42	2.30	0.10	0.00	6.25	172.00
26	CE/PP&R	150.00	0.00	158.50	32.26	340.76	0.00	0.52	5.20	0.08	1.04	30.90	1.10	0.00	38.84	379.60
27	CE/IT	180.00	0.00	190.00	36.83	406.83	0.73	14.56	57.20	1.04	3.64	55.00	3.50	0.50	136.17	543.00
	Grand Total (1to27)	106172.54	782.92	112298.36	22870.33	242124.15	5159.44	3555.83	7749.99	2103.42	1542.79	7481.06	634.11	62.81	28289.44	270413.59

I GENERAL ADMN.(HEAD QUARTER)

1	Chief Administration															
	(a) Admn. Expenses	34.78	0.00	37.13	7.13	79.03	0.00	6.02	0.00	0.00	9.67	6.03	0.00	1.25	22.97	102.00
	(b) Officers	475.00	0.00	503.00	101.96	1079.96	0.00	12.00	0.00	0.00	12.00	120.04	1.20	4.80	150.04	1230.00
	(c) Ombudsman, Chd.	12.75	0.00	13.50	2.61	28.86	0.00	0.42	0.00	0.00	0.52	2.08	0.52	0.00	3.54	32.40
	(d) Staff (Non Gazetted)	1292.42	0.00	1380.16	290.82	2963.40	10.00	29.74	19.76	9.88	14.87	114.40	0.00	3.95	202.60	3166.00
	(e) Misc. Charges	0.00	0.00	0.00	0.00	0.00	0.00	0.00	0.00	3.20	44.00	917.03	210.00	0.00	1174.23	1174.23
	Total :1	1814.95	0.00	1933.79	402.51	4151.24	10.00	48.19	19.76	13.08	81.07	1159.57	211.72	10.00	1553.39	5704.63
2	D.G.P/ V&S	375.00	0.00	400.00	77.56	852.56	0.00	4.22	2.60	1.50	3.12	2.50	0.50	0.00	14.44	867.00
3	CE/DS.(North)	119.78	0.00	127.93	26.45	274.16	0.00	5.20	4.16	7.28	2.60	6.00	2.10	0.50	27.84	302.00
4	CE/DS.(South)	86.90	0.00	91.97	18.82	197.70	0.00	14.56	3.64	0.62	7.28	2.20	1.00	0.00	29.30	227.00
5	Er-in-Chief/DS.(Central)	96.08	0.00	100.00	22.49	218.57	0.00	3.64	17.16	4.99	3.64	3.00	2.00	0.00	34.43	253.00
6	CE/DS(Border)	93.81	0.00	99.00	20.59	213.41	0.50	6.14	14.66	1.66	3.33	7.50	2.80	0.00	36.59	250.00
7	CE/DS.(West)	89.15	0.00	93.00	20.65	202.80	0.00	1.14	0.00	19.03	0.62	3.80	0.60	0.00	25.20	228.00
8	CE/ S & W	197.20	0.00	208.00	43.38	448.58	0.70	17.68	23.92	0.52	10.40	16.20	4.00	0.00	73.42	522.00
9	CE/Hydel Project	88.70	0.00	93.50	19.57	201.77	0.00	8.58	1.56	0.10	2.29	6.20	0.50	0.00	19.23	221.00

Sr No	Name of Scheme/Office	Basic Pay 75.1	Over time 75.2	Dearness Allowance 75.3	Other Allowance 75.4	Total (Col.3 to 6) 7	Bonus/ Generation All. 75.5	Other Staff Costs 75.6		Staff Welfare Expenses (Leveries & others) 75.7	Admn. & General Expenses 76.1				Total (Col. 8to15) 16	G.Total (Col.7&16) 17
								Medical	Other/ L.T.C.		T.A.	Contingencies	Telephone	Honorarium		
1	2	3	4	5	6	7	8	9	10	11	12	13	14	15	16	17
10	Chief Engineer/HRD														(Rs.in Lac.)	
a)	Estt.Section	30.00	0.00	32.00	6.82	68.82	0.00	10.50	0.00	5.20	2.80	0.10	0.50	0.00	19.10	87.92
b)	Dy.General Manager	401.08	0.00	423.90	87.51	912.49	0.00	18.20	5.36	4.00	110.00	22.91	2.00	15.00	177.47	1089.96
c)	XEN/Co ordination	28.52	0.00	30.14	6.21	64.88	0.00	3.00	0.00	2.00	36.15	14.09	0.00	0.00	55.24	120.12
	Total:-10	459.60	0.00	486.05	100.54	1046.19	0.00	31.70	5.36	11.20	148.95	37.10	2.50	15.00	251.81	1298.00
11	Chief Engineer /MM	210.07	0.00	222.00	45.80	477.87	0.10	4.99	3.02	0.21	3.02	18.72	2.08	0.00	32.13	510.00
12	Er-in-Chief/Metering	101.16	0.00	107.00	21.96	230.13	0.00	2.10	4.16	0.31	3.10	2.60	2.29	0.31	14.87	245.00
13	CE/Commercial	534.51	0.00	565.00	116.39	1215.90	0.00	2.60	31.20	1.04	14.66	1857.44	4.16	0.00	1911.10	3127.00
14	Chief Engineer/Planning	180.00	0.00	193.63	44.98	418.61	0.35	5.00	2.00	0.20	1.00	2.88	0.62	0.00	12.05	430.66
15	CE /TA & Insp.															
a)	Chief Office	33.90	0.00	35.60	7.54	77.04	0.00	1.84	1.77	0.09	0.69	2.51	0.29	0.14	7.32	84.36
b)	SE/TA	119.30	0.00	125.80	26.29	271.39	0.00	7.34	7.08	0.09	4.12	26.11	0.36	0.04	45.14	316.52
c)	SE/TA(Civil)	35.60	0.00	37.40	8.00	81.00	0.00	1.84	3.54	0.04	1.37	5.02	0.36	0.14	12.32	93.32
d)	SE/MS	131.50	0.00	139.50	29.63	300.63	0.00	1.84	4.43	0.09	41.23	1.44	0.29	0.07	49.37	350.00
e)	SE/Energy Conservation	131.70	0.00	139.70	27.42	298.82	0.00	2.75	3.98	0.43	4.58	2.87	0.36	0.00	14.97	313.80
	Total:-15	452.00	0.00	478.00	98.88	1028.88	0.00	15.60	20.80	0.73	52.00	37.95	1.65	0.39	129.12	1158.00
16	CE/EA & Enf.	651.00	0.00	688.00	133.60	1472.60	0.00	19.24	23.92	9.36	22.88	147.75	12.00	0.25	235.40	1708.00
17	CAO	1745.00	0.00	1848.00	378.55	3971.55	1.04	25.76	16.00	4.00	15.60	46.15	10.70	2.50	121.75	4093.30
18	Financial/Advisor	448.00	0.00	474.00	97.35	1019.35	1.04	9.35	10.41	3.33	5.72	13.65	4.30	3.25	51.05	1070.40
19	Chief Auditor	1067.00	0.00	1130.00	230.60	2427.60	0.00	22.26	41.08	2.50	40.56	12.50	12.00	1.50	132.40	2560.00
20	Cost Controller	72.50	0.00	76.50	16.75	165.75	0.00	2.29	1.04	0.10	0.42	2.30	0.10	0.00	6.25	172.00
21	CE/PP&R	150.00	0.00	158.50	32.26	340.76	0.00	0.52	5.20	0.08	1.04	30.90	1.10	0.00	38.84	379.60
22	CE/IT	180.00	0.00	190.00	36.83	406.83	0.73	14.56	57.20	1.04	3.64	55.00	3.50	0.50	136.17	543.00
	Grand Total:-(1to22)	9212.42	0.00	9763.86	2006.52	20982.80	14.46	265.32	308.85	82.89	426.93	3471.91	282.22	34.21	4886.79	25869.59

II GENERAL ADMN (CIRCLE OFFICES)

1	CE/DS (North)															
	(a) Kapurthala	43.57	0.00	46.19	9.36	99.12	0.00	1.04	0.73	0.10	0.94	1.04	0.73	0.00	4.58	103.70
	(b) Jalandhar	43.08	0.00	45.66	9.25	97.99	0.50	2.29	4.58	2.60	1.35	1.35	0.94	0.10	13.71	111.70
	(c) Hoshiarpur	46.50	0.00	49.29	9.99	105.78	0.00	0.62	3.85	0.52	0.31	0.21	0.21	0.00	5.72	111.50
	(d) Nawanshehar	17.00	0.00	18.02	3.65	38.66	0.00	1.35	1.14	0.83	0.83	1.66	0.21	0.10	6.14	44.80
	(e) P&M Circle	15.99	0.00	16.95	3.43	36.37	0.00	0.42	11.65	0.05	0.21	1.51	0.10	0.00	13.94	50.30
	Total:1	166.14	0.00	176.10	35.69	377.92	0.50	5.72	21.94	4.11	3.64	5.77	2.18	0.21	44.08	422.00
2	CE/DS (South)															
	(a) Sangrur	33.22	0.00	35.15	7.20	75.58	0.00	7.18	4.26	0.42	4.06	3.95	1.46	0.00	21.32	96.90
	(b) Barnala	27.75	0.00	29.37	6.00	63.13	0.00	5.10	3.64	1.04	2.60	1.56	0.94	0.00	14.88	78.00
	(c) Patiala	38.69	0.00	40.95	8.38	88.02	0.08	8.65	5.82	0.73	1.46	2.91	2.18	0.00	21.83	109.86
	(d) Ropar	40.79	0.00	43.17	8.83	92.79	0.00	5.10	7.28	0.73	2.91	2.91	2.18	0.00	21.11	113.90
	(e) Mohali	32.14	0.00	34.01	6.96	73.11	0.00	3.22	5.10	0.31	1.46	3.64	1.46	0.00	15.18	88.30
	(f) P&M Circle	15.57	0.00	16.49	3.38	35.44	0.00	3.53	1.46	0.94	1.04	1.87	1.76	0.00	10.60	46.04
	Total:2	188.17	0.00	199.14	40.75	428.07	0.08	32.78	27.56	4.16	13.52	16.85	9.98	0.00	104.93	533.00

Sr No	Name of Scheme/Office	Basic Pay	Over time	Dearness Allowance	Other Allowances	Total (Col.3 to 6)	Bonus	Other Staff Costs		Staff Welfare Expenses (Leveries & others)	Admn. & General Expenses				Total (Col. 8to15)	G.Total (Col.7 & 16)
								75.6	75.7		76.1					
		75.1	75.2	75.3	75.4		75.5	Medical	Other/L.T.C.		T.A.	Contingencies	Telephone	Honorarium		
1	2	3	4	5	6	7	8	9	10	11	12	13	14	15	16	17
3	CE/DS (Central)															
	(a) Khanna	45.92	0.00	48.57	9.97	104.47	0.00	0.94	20.80	0.10	0.52	1.56	0.42	0.00	24.33	128.80
	(b) (Sub.)Ludhiana	17.91	0.00	18.94	3.89	40.74	0.00	8.74	10.92	1.04	0.42	0.83	0.31	0.00	22.25	62.99
	(c) (West) Ludhiana	16.03	0.00	16.95	3.48	36.46	0.00	0.00	0.00	0.00	0.11	0.73	0.21	0.00	1.04	37.50
	(d) (East) Ludhiana	30.07	0.00	31.80	6.53	68.40	0.00	3.74	2.08	0.42	2.08	3.12	1.46	0.00	12.89	81.30
	(e) P&M Circle	12.04	0.00	12.73	2.61	27.38	0.00	1.14	0.53	0.00	0.21	0.94	0.21	0.00	3.03	30.41
	Total:3	121.97	0.00	129.00	26.49	277.46	0.00	14.56	34.32	1.56	3.33	7.18	2.60	0.00	63.54	341.00
4	CE/DS (Border)															
	(a) City Amritsar	84.44	0.00	89.04	18.61	192.09	0.00	6.65	7.49	6.55	1.66	6.66	2.39	0.00	31.40	223.49
	(b) Suburban Amritsar	67.59	0.00	71.27	14.89	153.75	0.00	7.49	5.41	3.64	5.72	8.32	4.47	0.00	35.05	188.80
	(c) Gurdaspur	53.90	0.00	56.83	11.88	122.61	0.00	6.97	2.08	1.25	5.93	7.90	4.06	0.00	28.18	150.80
	(d) Tarn Taran	57.72	0.00	60.86	12.72	131.29	0.75	7.54	3.74	3.33	4.16	4.16	0.94	0.00	24.62	155.91
	Total:4	263.65	0.00	278.00	58.10	599.74	0.75	28.65	18.72	14.77	17.47	27.04	11.86	0.00	119.26	719.00
5	CE/DS (West)															
	(a) Bathinda	47.12	0.00	49.61	10.46	107.18	0.20	4.47	4.47	2.50	0.42	6.24	0.42	0.00	18.71	125.90
	(b) Mukatsar	54.00	0.00	56.85	13.09	123.94	0.00	0.42	8.00	0.21	1.25	1.77	0.42	0.00	12.06	136.00
	(c) Faridkot	55.73	0.00	58.68	12.37	126.78	0.00	2.70	3.12	3.12	1.35	3.54	2.34	0.00	16.18	142.95
	(d) Ferozepur	51.33	0.00	54.04	11.39	116.76	0.00	3.54	2.18	1.14	1.04	3.17	0.42	0.00	11.49	128.25
	(e) P&M Bathinda	24.60	0.00	25.90	5.71	56.21	0.00	0.25	0.06	0.00	0.20	0.09	0.09	0.00	0.69	56.90
	Total:5	232.78	0.00	245.08	53.02	530.87	0.20	11.38	17.84	6.97	4.26	14.81	3.68	0.00	59.13	590.00
6	CE/ S & W															
	(a) COS&D(N) LDH	34.15	0.00	36.02	7.52	77.69	0.00	1.14	1.14	0.04	1.14	6.76	0.31	0.00	10.54	88.24
	(b) COS&D(S) PTA	68.22	0.00	71.95	15.02	155.18	0.00	1.14	3.12	0.31	1.87	14.25	0.52	0.00	21.22	176.40
	(c) TRW Amritsar	19.41	0.00	20.47	4.27	44.14	0.00	1.87	13.62	1.14	1.04	1.77	0.21	0.00	19.66	63.80
	(d) TRW PTA & LDH	19.50	0.00	20.57	4.29	44.37	0.00	1.36	4.99	0.07	1.87	2.18	0.73	0.00	11.20	55.57
	Total:-6	141.28	0.00	149.00	31.11	321.39	0.00	5.52	22.88	1.56	5.93	24.96	1.77	0.00	62.61	384.00
7	CE/Civil Design & Const.															
	(a)SE/Civil Mtc.& Pole W/S & MDI	40.78	0.00	43.06	8.92	92.76	0.00	2.08	1.46	0.20	0.73	0.84	0.94	0.00	6.24	99.00
	(b) SE/Civil Mtc Cell-I & II & Pilot Workshop	172.22	0.00	181.94	37.46	391.62	0.00	2.18	6.14	0.83	0.94	66.87	0.42	0.00	77.38	469.00
	Total:-7	213.00	0.00	225.00	46.39	484.39	0.00	4.26	7.59	1.03	1.66	67.71	1.35	0.00	83.61	568.00
	Grand Total:-(1 to 7)	1326.98	0.00	1401.32	291.53	3019.84	1.53	102.87	150.85	34.15	49.81	164.32	33.42	0.21	537.16	3557.00

Sr. No.	Name of Scheme/Office	Basic Pay 75.1	Over time 75.2	Dearness Allowance 75.3	Other Allowances 75.4	Total (Col.3 to 6) 75.5	Bonus/ Generation All. 75.5	Other Staff Costs 75.6		Staff Welfare Expenses (Leveries & others) 75.7	Admn. & General Expenses 76.1				Total (Col. 8to15) 16	G.Total (Col.7&16) 17
								Medical 9	Other/ L.T.C. 10		T.A. 12	Contingencies 13	Telephone 14	Honorarium 15		
1	2	3	4	5	6	7	8	9	10	11	12	13	14	15	16	17
III GURU NANAK DEV THERMAL PLANT															(Rs.in Lac.)	
III	CE/GNDTP	4400.00	0.00	4650.00	854.28	9904.28	1200.00	145.60	382.72	112.01	39.83	136.45	7.28	0.83	2024.72	11929.00
IV GURU GOBIND SINGH SUPER THERMAL PLANT																
IV	CE/O&M,GGSSTP	6080.00	0.00	6440.00	1306.60	13826.60	2500.00	130.00	800.00	75.00	60.00	420.00	6.40	0.00	3991.40	17818.00
V GURU HARGOBIND THERMAL PLANT																
V	CE/O&M,GHTP	2245.00	0.00	2377.00	483.93	5105.93	1400.00	50.38	426.21	7.80	75.92	221.52	5.20	1.04	2188.07	7294.00
VI RANJIT SAGAR DAM PROJECT																
VI	CE/Hydel Projects	570.00	49.73	601.00	123.87	1344.60	0.40	20.00	60.00	10.00	40.00	12.00	6.00	0.00	148.40	1493.00
VII UBDC SCHEME																
VII	CE/Hydel Projects															
	SE/U.B.D.C. Scheme	640.00	94.20	675.00	133.02	1542.22	1.00	16.00	87.50	4.68	11.02	16.11	4.47	0.00	140.78	1683.00
	Stage I&II RE Office															
VIII ANANDPUR SAHIB HYDEL PROJECT																
VIII	CE/Hydel Projects															
	SE/G Circle,Anandpur Sahib	635.00	70.00	670.00	153.78	1528.78	0.00	21.32	85.28	15.81	6.45	15.60	1.77	0.00	146.22	1675.00
IX MUKERIAN HYDEL PROJECT																
1	C.E./Hydel Projects															
	SE/O&M Circle,Talwara	750.00	80.00	793.00	170.06	1793.06	1.80	16.54	86.11	4.89	14.97	19.45	2.18	0.00	145.94	1939.00
2	C.E./Civil Design & Const.															
	SE/Civil Const. Circle SK PH	201.50	0.00	213.29	37.00	451.79	0.00	4.58	34.42	1.46	8.01	3.43	0.31	0.00	52.21	504.00
	Total:(1+2)	951.50	80.00	1006.29	207.06	2244.85	1.80	21.11	120.54	6.34	22.98	22.88	2.50	0.00	198.15	2443.00
X SHANAN POWER HOUSE																
	C.E./Hydel Project															
	SE/Shanan Power House	450.00	28.00	475.00	100.57	1053.57	0.00	14.00	80.00	7.38	5.41	29.56	2.08	0.00	138.43	1192.00
XI S.K.P.P.																
	CE/Hydel Projects															
	Shahpur Kandi Power Project	36.45	0.00	38.50	7.97	82.92	0.00	0.36	0.26	0.26	0.52	0.47	0.21	0.00	2.08	85.00

(Rs.in lac)

Sr. No.	Name of Scheme/Office	Basic Pay 75.1	Over time 75.2	Dearness Allowance 75.3	Other Allowances 75.4	Total (Col .3to6) 7	Bonus/ Generation All. 75.5	Other Staff Costs 75.6		Staff Welfare Expenses (Leveries & others) 75.7	Chief Adminnstration & General Expen 76.1				Total (Col. 8 to15) 16	G.Total (Col.7&16) 17
								Medical	Other/ L.T.C.		T.A.	Contin- gencies	Telephone	Honor- arium		
1	2	3	4	5	6	7	8	9	10	11	12	13	14	15	16	17
XII TRANSMISSION SCHEME																
1	CE/DS (North)															
	P&M Circle	985.00	50.00	1044.00	208.40	2287.40	0.00	17.16	83.20	5.20	23.92	79.04	2.08	0.00	210.60	2498.00
	Total:1	985.00	50.00	1044.00	208.40	2287.40	0.00	17.16	83.20	5.20	23.92	79.04	2.08	0.00	210.60	2498.00
2	CE/DS (South)															
	P&M Circle	390.00	80.00	410.00	87.70	967.70	0.00	38.48	31.20	5.41	19.97	14.56	4.68	0.00	114.30	1082.00
	Total:2	390.00	80.00	410.00	87.70	967.70	0.00	38.48	31.20	5.41	19.97	14.56	4.68	0.00	114.30	1082.00
3	CE/DS (Central)															
	P&M Circle	970.00	75.00	1025.00	200.49	2270.49	1.00	24.60	22.36	5.85	22.36	66.04	5.30	0.00	147.51	2418.00
	Total:3	970.00	75.00	1025.00	200.49	2270.49	1.00	24.60	22.36	5.85	22.36	66.04	5.30	0.00	147.51	2418.00
4	CE/DS (Border)															
	P&M Circle	1050.00	110.00	1100.00	231.84	2491.84	0.00	46.80	52.00	23.92	24.96	46.80	17.68	0.00	212.16	2704.00
	Total:4	1050.00	110.00	1100.00	231.84	2491.84	0.00	46.80	52.00	23.92	24.96	46.80	17.68	0.00	212.16	2704.00
5	C/DS (West)															
	P&M Circle	1375.00	91.00	1455.00	279.96	3200.96	0.00	26.73	6.55	0.00	20.49	48.88	2.39	0.00	105.04	3306.00
	Total:5	1375.00	91.00	1455.00	279.96	3200.96	0.00	26.73	6.55	0.00	20.49	48.88	2.39	0.00	105.04	3306.00
	Grand Total:-(1 to 5)	4770.00	406.00	5034.00	1008.39	11218.39	1.00	153.77	195.31	40.38	111.70	255.32	32.13	0.00	789.61	12008.00

Sr. No.	Name of Scheme/Office	Basic Pay 75.1	Over time 75.2	Dearness Allowance 75.3	Other Allowances 75.4	Total (Col.3 to 6) 7	Bonus/Genera- tion All. 75.5	Other Staff Costs 75.6		Staff Welfare Expenses (Leveries & others) 75.7	Admn. & General Expenses 76.1				Total (Col. 8to15) 16	G.Total (Col.7&16) 17
								Medical	Other/ L.T.C.		T.A.	Contin- gencies	Telephone	Honor- arium		
2	3	4	5	6	7	8	9	10	11	12	13	14	15	16	17	
XIII DISTRIBUTION SCHEME															(Rs.in Lac.)	
CE/DS (North)																
1	(a) Kapurthala	3752.86	0.00	3972.85	811.27	8536.98	0.00	57.20	62.40	8.32	8.32	93.60	4.68	0.00	234.52	8771.50
	(b) Jallandhar	4366.71	7.00	4622.69	936.97	9933.36	0.00	106.08	31.20	83.20	17.68	93.60	8.32	14.56	354.64	10288.00
	(c) Nawanshehar	1609.71	0.00	1704.07	347.98	3661.76	5.20	31.20	312.00	11.44	15.60	93.60	4.68	0.62	474.34	4136.10
	(d) Hoshiarpur	4770.73	3.00	5050.40	1025.26	10849.38	0.00	107.12	728.00	127.92	38.48	20.80	7.28	0.42	1030.02	11879.40
	Total:1	14500.00	10.00	15350.00	3121.48	32981.48	5.20	301.60	1133.60	230.88	80.08	301.60	24.96	15.60	2093.52	35075.00
CE/DS (South)																
2	(a) Patiala	5435.01	40.00	5725.79	1162.74	12363.54	11.70	280.40	447.20	140.40	31.20	166.40	20.80	1.56	1099.66	13463.20
	(b) Sangrur	3665.54	0.00	3861.65	811.17	8338.36	0.00	145.60	176.80	101.92	97.76	145.60	24.96	0.00	692.64	9031.00
	(c) Barnala	3419.33	0.00	3602.27	756.68	7778.28	0.00	150.80	171.60	101.92	98.80	146.64	24.96	0.00	694.72	8473.00
	(d) Mohali	1508.19	0.00	1588.88	333.75	3430.82	0.00	35.36	179.92	74.88	12.48	110.24	7.80	0.00	420.68	3851.50
	(e) Ropar	3575.83	0.00	3771.42	787.03	8134.28	0.00	303.98	310.96	8.32	15.60	98.80	5.72	3.64	747.02	8881.30
	Total:2	17603.91	40.00	18550.00	3851.37	40045.28	11.70	916.14	1286.48	427.44	255.84	667.68	84.24	5.20	3654.72	43700.00
CE/DS (Central)																
3	(a) Khanna	4073.70	0.00	4308.43	884.70	9266.84	0.45	132.08	297.44	41.60	15.08	110.24	5.72	0.00	602.61	9869.45
	(b) Suburban Ludhiana	2619.48	0.00	2770.42	568.88	5958.78	0.00	161.20	239.20	57.20	18.72	68.64	6.66	0.00	551.62	6510.40
	(c) City West Ludhiana	1988.79	0.00	2103.38	431.91	4524.08	1.20	137.28	107.12	153.92	15.60	120.64	6.76	2.49	545.01	5069.10
	(d) City East Ludhiana	1775.46	0.00	1877.77	385.58	4038.81	1.00	110.59	136.24	69.68	13.00	59.28	3.74	2.71	396.24	4435.05
	Total:3	10457.43	0.00	11060.00	2271.09	23788.52	2.65	541.15	780.00	322.40	62.40	358.80	22.88	5.20	2095.48	25884.00
CE/DS (Border)																
4	(a) City Amritsar	2399.41	5.00	2542.26	510.38	5457.06	4.00	41.60	41.60	20.80	12.48	74.88	12.48	0.00	207.84	5664.90
	(b) Suburban Amritsar	5053.14	0.00	5353.97	1085.39	11492.50	4.80	166.40	41.60	67.60	20.80	124.80	33.70	0.00	459.70	11952.20
	(c) Gurdaspur	6374.63	0.00	6754.14	1369.24	14498.02	0.00	124.80	286.00	132.08	119.60	316.16	34.84	0.00	1013.48	15511.50
	(d) Tarn Taran	3557.81	0.00	3769.62	764.20	8091.64	1.70	98.80	98.80	91.52	34.32	87.36	4.26	0.00	416.76	8508.40
	Total:4	17385.00	5.00	18420.00	3729.22	39539.22	10.50	431.60	468.00	312.00	187.20	603.20	85.28	0.00	2097.78	41637.00
CE/DS (West)																
5	(a) Bathinda	2803.97	0.00	2970.47	604.01	6378.45	4.50	107.12	457.60	218.40	10.40	249.60	5.41	0.52	1053.55	7432.00
	(b) Muktsar	2782.98	0.00	2948.25	599.48	6330.71	0.00	88.40	332.80	53.04	17.68	265.20	4.37	0.00	761.49	7092.20
	(c) Faridkot	4369.21	0.00	4628.68	941.17	9939.06	0.00	75.40	396.24	96.72	16.64	84.24	5.20	0.00	674.44	10613.50
	(d) Ferozepur	2919.24	0.00	3092.60	628.83	6640.68	0.00	61.88	71.76	27.04	7.28	50.96	2.70	0.00	221.62	6862.30
	Total:5	12875.40	0.00	13640.00	2773.50	29288.90	4.50	332.80	1258.40	395.20	52.00	650.00	17.68	0.52	2711.10	32000.00

(Rs.in lac)

Sr. No.	Name of Scheme/Office	Basic Pay 75.1	Over time 75.2	Dearness Allowance 75.3	Other Allowances 75.4	Total (Col.3 to 6) 75.5	Bonus/ Generation All. 75.5	Other Staff Costs 75.6		Staff Welfare Expenses (Leveries & others) 75.7	Admn. & General Expenses 76.1				Total (Col. 8to15) 76.1	G.Total (Col.7&16)
								Medical	Other/ L.T.C.		T.A.	Contin-gencies	Telephone	Honor-arium		
1	2	3	4	5	6	7	8	9	10	11	12	13	14	15	16	17
6	CE/ S & W															
	(a) COS & D (N) Ludhiana	344.34	0.00	363.18	75.79	783.31	0.00	9.78	20.80	1.04	8.84	17.78	1.35	0.00	59.59	842.91
	(b) COS & D (S) Patiala	311.24	0.00	328.27	68.50	708.01	1.70	16.12	34.32	8.32	8.11	48.36	3.12	0.00	120.05	828.06
	(c) TRW Amritsar	289.53	0.00	305.37	63.72	658.62	1.00	7.28	11.96	2.60	3.85	6.24	1.66	0.00	34.59	693.22
	(d) TRW PTA & LDH	259.96	0.00	274.18	57.22	591.36	2.00	10.40	23.09	3.12	10.40	16.22	3.22	0.00	68.46	659.82
	Total:-6	1205.08	0.00	1271.00	265.23	2741.31	4.70	43.58	90.17	15.08	31.20	88.61	9.36	0.00	282.69	3024.00
7	CE/Metering															
	Circle,Jalandhar	510.52	0.00	540.00	110.81	1161.34	0.00	32.76	23.19	2.60	14.56	29.12	3.43	0.00	105.66	1267.00
8	CE/Civil Dgn.& Const.															
	(a) SE / Estates	44.06	0.00	46.40	10.11	100.58	0.00	3.12	3.12	0.10	1.04	0.83	0.21	0.00	8.42	109.00
	(b) Sr.Xen/PW Mohali,Mksr, Sarna	53.94	0.00	56.80	12.38	123.12	0.00	5.47	2.91	0.25	4.16	4.06	1.04	0.00	17.88	141.00
	Total:-8	98.00	0.00	103.20	22.49	223.69	0.00	8.59	6.03	0.35	5.20	4.89	1.25	0.00	26.31	250.00
9	CE/RE & APDRP															
	Director/RE & APDRP	106.70	0.00	112.60	24.39	243.69	0.00	5.00	4.00	0.25	1.56	5.00	0.50	0.00	16.31	260.00
	Grand Total (1 to 9)	74742.04	55.00	79046.80	16169.58	170013.43	39.25	2613.22	5049.87	1706.20	690.04	2708.90	249.58	26.52	13083.57	183097.00
	XIV SUTLEJ YAMUNA LINK															
1	C.E./Hydel Projects															
	RE/SYL, Ropar	6.44	0.00	6.80	1.41	14.66	0.00	0.21	1.77	0.10	0.10	1.14	0.02	0.00	3.34	18.00
2	CE/Civil Design & Const.															
	a) Dy CE/Civil Hydel Design & Const.(Chd.)	90.09	0.00	95.19	19.80	205.08	0.00	1.25	0.21	0.21	0.99	3.64	0.62	0.00	6.92	212.00
	b) SE/Civil, RHPH,Ropar.	16.61	0.00	17.60	2.00	36.20	0.00	0.42	0.62	0.21	1.09	1.25	0.21	0.00	3.80	40.00
	Total (2)	106.70	0.00	112.79	21.80	241.29	0.00	1.66	0.83	0.42	2.08	4.89	0.83	0.00	10.71	252.00
	Total (1+2)	113.14	0.00	119.59	23.21	255.94	0.00	1.87	2.60	0.52	2.18	6.03	0.85	0.00	14.06	270.00